

Signify Classified - Internal
Cooper Lighting Solutions Photometric Lab
1121 Highway 74 South
Peachtree City, GA 30269



Scaled data based on original data using
LM-79-08 Approved Method: Electrical and Photometric Measurements of Solid-
State Lighting Products

Test Report Prepared for
Cooper Lighting Solutions
(formerly Eaton)

Brand: McGRAW-EDISON

Report Number: P438975

Luminaire Tested: **IST-SA1F-830-U-T4W**

Issue Date: 12/10/2020

Test Information

Test Method: LM-79-08
Report Number: P438975
TEST IS SCALED FROM IESNA LM-79-08 TEST DATA (G3-2011-074-12)
Test Lab: INNOVATION CENTER
Issue Date: 12/10/2020
Manufacturer: COOPER LIGHTING SOLUTIONS (FORMERLY EATON)
Product Line: McGRAW-EDISON
Catalog Number: IST-SA1F-830-U-T4W
Description: IMPACT ELITE LED TRAPEZOID LUMINAIRE
(1) 80 CRI, 3000K, 1200mA LIGHTSQUARE WITH 16 LEDS AND TYPE IV WIDE OPTICS
Light Source: -
Ballast/Driver: ELECTRONIC DRIVER

Summary

Lumens per Lamp: N/A
Luminaire Lumens: 6151 lumens
Efficiency: N/A
Efficacy: 93.2 lumens/watt
Luminous Opening: Rectangular (W 0.5' x L: 0.5' x H: 0')
IES Classification: Type IV - Short
BUG Rating: B1 - U0 - G2

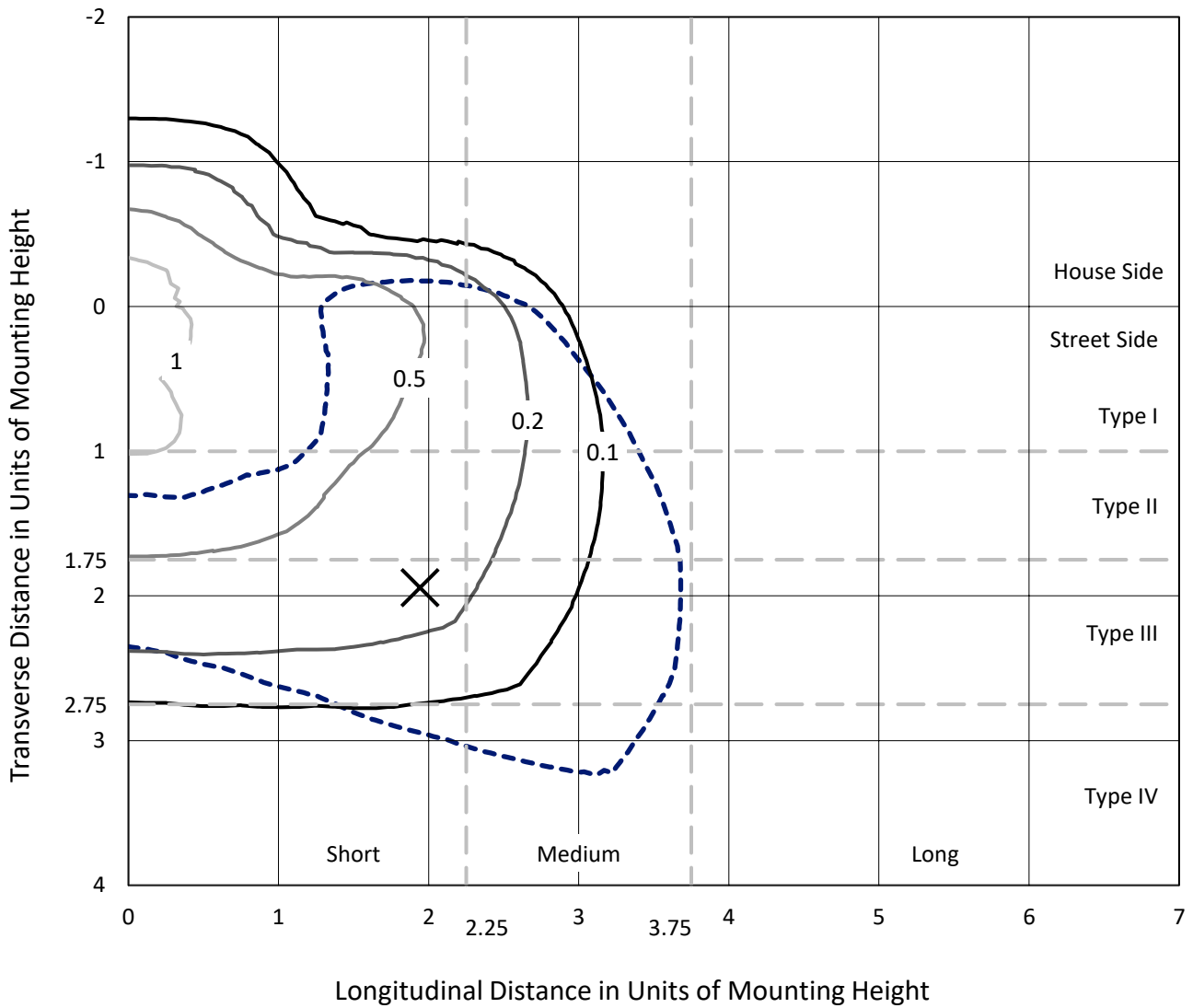
Input Watts (W): 66
Input Voltage (V): NR
Input Current (Ain): NR
Voltage Rise (V): NR
Power Factor: NR
Total Harmonic Distortion (THDi): NR
Frequency (hertz): 60
Stabilization Time: NR
Operation Time: NR
Ambient Temperature (°C): NR
Test Distance: 28.75 FT



REPORT NUMBER: P438975
 CATALOG NUMBER: IST-SA1F-830-U-T4W

Iso-Footcandle Lines of Horizontal Illumination

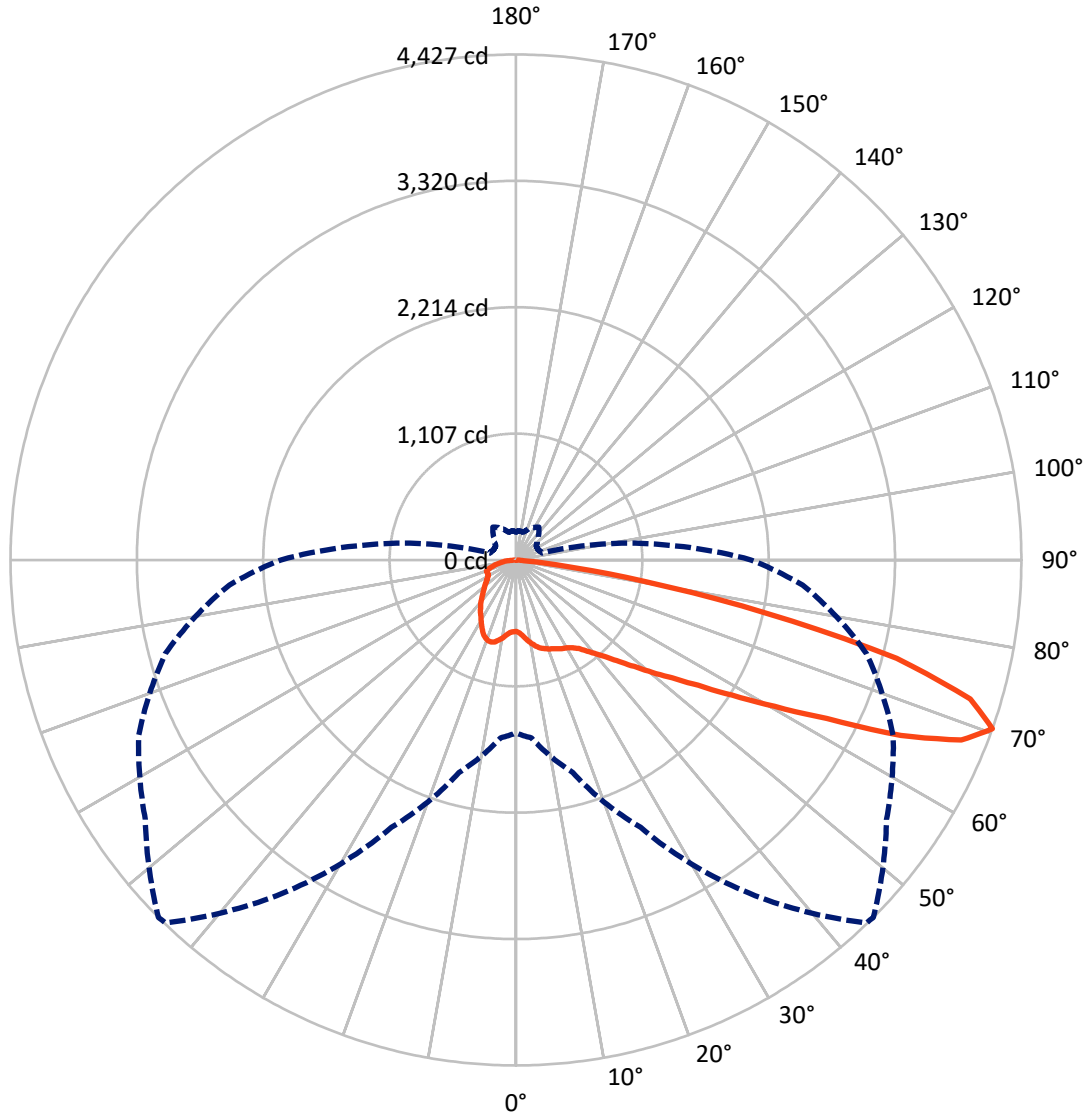
✕ Max cd
 - - - 1/2 Max cd



Based on 25 foot mounting height. Maximum calculated value = 1.3 fc
 Type IV - Short - N/A

REPORT NUMBER: P438975
CATALOG NUMBER: IST-SA1F-830-U-T4W

Luminous Intensity Polar Plot



— Vertical Plane Through 45-Deg Lateral - - - Horizontal Cone Through 70-Deg Vertical

REPORT NUMBER: P438975
 CATALOG NUMBER: IST-SA1F-830-U-T4W

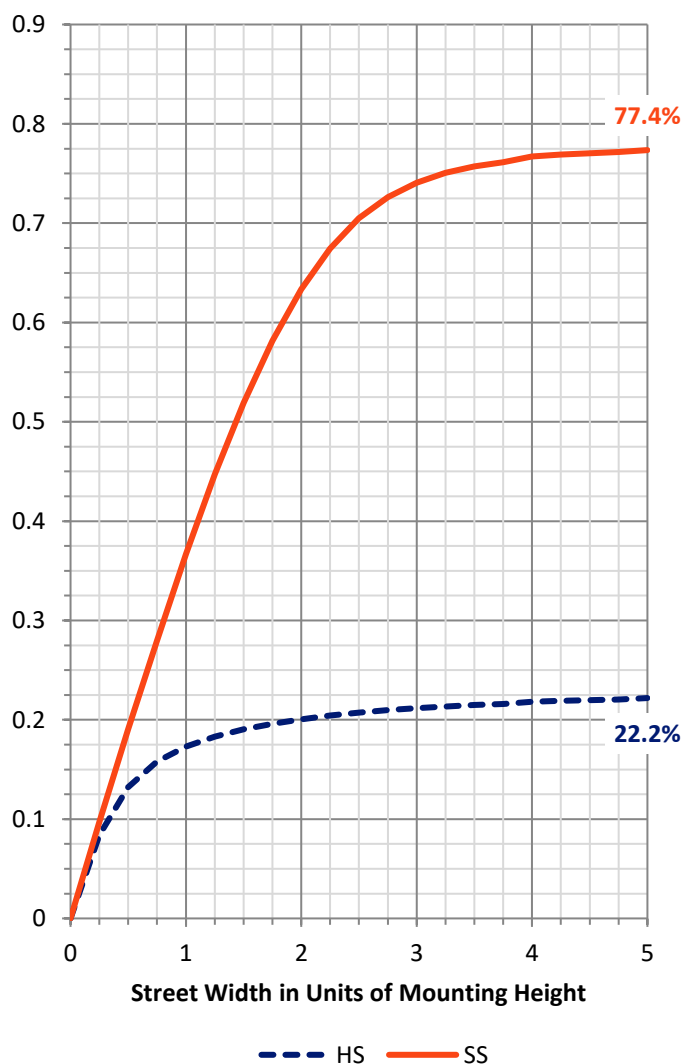
FLUX DISTRIBUTION:

		Downward	Upward	Total
House Side	Lumens	1388.8	0.0	1388.8
	% Fixture	22.6	0.0	22.6
Street Side	Lumens	4762.2	0.0	4762.2
	% Fixture	77.4	0.0	77.4
Total	Lumens	6151.0	0.0	6151.0
	% Fixture	100.0	0.0	100.0

ZONAL LUMENS:

Zone	Lumens	% Fixture
0°-10°	64.5	1.0
10°-20°	216.1	3.5
20°-30°	365.9	5.9
30°-40°	529.0	8.6
40°-50°	762.8	12.4
50°-60°	1251.0	20.3
60°-70°	1792.3	29.1
70°-80°	1065.3	17.3
80°-90°	104.3	1.7
90°-100°	0.0	0.0
100°-110°	0.0	0.0
110°-120°	0.0	0.0
120°-130°	0.0	0.0
130°-140°	0.0	0.0
140°-150°	0.0	0.0
150°-160°	0.0	0.0
160°-170°	0.0	0.0
170°-180°	0.0	0.0
0°-90°	6151.0	100.0
0°-180°	6151.0	100.0

Coefficient of Utilization



REPORT NUMBER: P438975

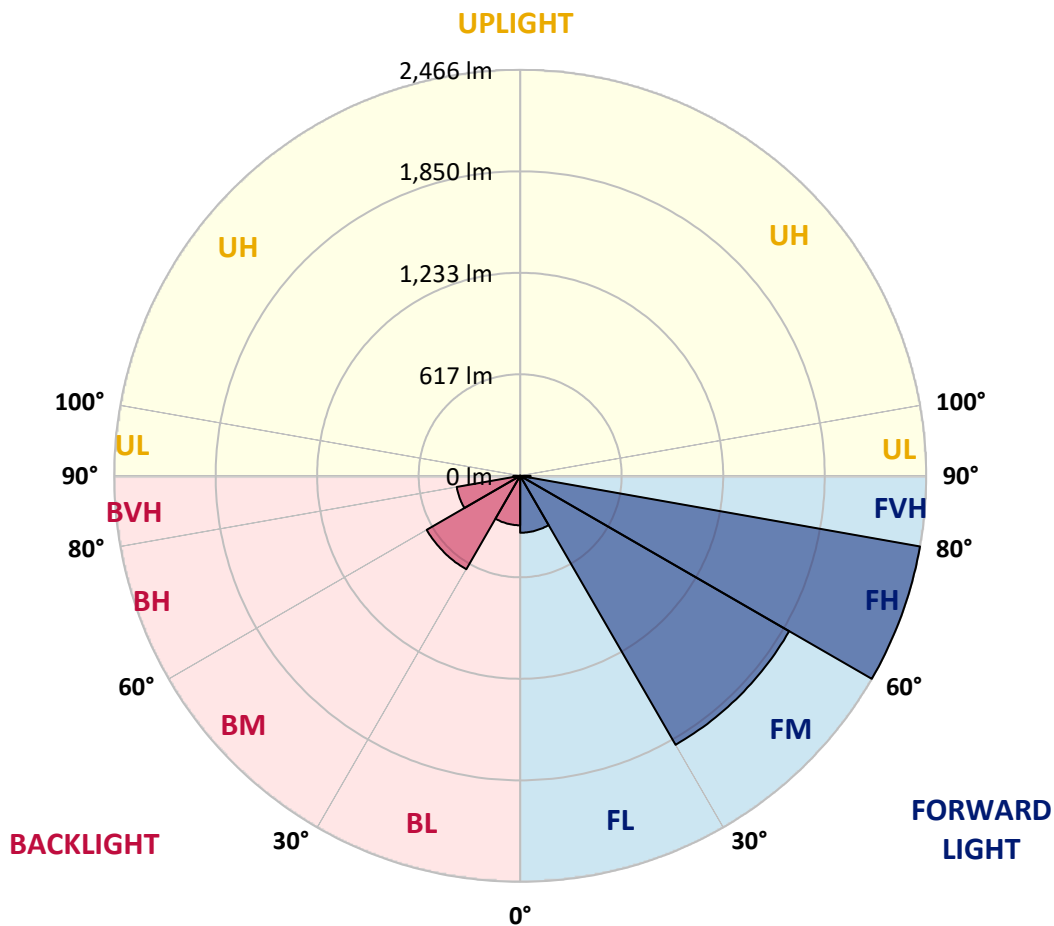
CATALOG NUMBER: IST-SA1F-830-U-T4W

LUMINAIRE CLASSIFICATION SYSTEM LUMEN TABLE AND BUG RATING:

Zone	Lumens	% Fixture	Zone Rating/Lumen Limit		
			B	U	G
FL (0°-30°)	345.9	5.6			
FM (30°-60°)	1887.2	30.7			
FH (60°-80°)	2466.4	40.1			G2/5000
FVH (80°-90°)	62.8	1.0			G1/100
BL (0°-30°)	300.6	4.9	B1/500		
BM (30°-60°)	655.6	10.7	B1/1000		
BH (60°-80°)	391.2	6.4	B1/500		G1/500
BVH (80°-90°)	41.5	0.7			G1/100
UL (90°-100°)	0.0	0.0		U0/0	
UH (100°-180°)	0.0	0.0		U0/0	

BUG Rating: B1-U0-G2

Type IV Short





REPORT NUMBER: P438975

CATALOG NUMBER: IST-SA1F-830-U-T4W

CANDELA DISTRIBUTION (FULL):

	0°	5°	15°	25°	35°	44°	45°	55°	65°	75°	85°
0°	626.2	626.2	626.2	626.2	626.2	626.2	626.2	626.2	626.2	626.2	626.2
2.5°	657.1	657.1	654.9	652.7	648.3	643.9	641.6	635.0	635.0	632.8	628.4
5°	705.8	701.4	699.2	690.3	683.7	672.6	670.4	654.9	646.1	639.4	635.0
7.5°	756.7	758.9	750.1	739.0	723.5	708.0	708.0	690.3	674.8	659.3	646.1
10°	805.4	805.4	794.3	781.0	765.5	745.6	741.2	721.3	703.6	683.7	668.2
12.5°	843.0	840.8	827.5	814.2	794.3	778.8	774.4	750.1	734.6	710.2	688.1
15°	869.5	869.5	856.3	836.4	816.4	800.9	800.9	783.2	761.1	736.8	710.2
17.5°	885.0	882.8	871.8	849.6	831.9	818.6	816.4	803.2	789.9	765.5	732.4
20°	885.0	880.6	871.8	854.1	838.6	829.7	831.9	820.9	812.0	783.2	756.7
22.5°	882.8	880.6	865.1	851.8	847.4	845.2	843.0	838.6	823.1	800.9	778.8
25°	902.7	900.5	882.8	865.1	856.3	856.3	860.7	851.8	843.0	820.9	800.9
27.5°	958.0	949.2	924.9	891.7	878.4	876.2	878.4	867.3	860.7	845.2	827.5
30°	1051.0	1046.5	1008.9	947.0	911.6	893.9	891.7	889.5	880.6	869.5	854.1
32.5°	1172.7	1168.2	1110.7	1031.1	955.8	916.0	918.2	907.2	907.2	891.7	878.4
35°	1323.1	1314.3	1256.7	1143.9	1022.2	955.8	951.4	935.9	938.1	911.6	898.3
37.5°	1455.9	1447.0	1391.7	1259.0	1106.3	1020.0	1013.4	975.7	951.4	918.2	920.4
40°	1568.7	1570.9	1531.1	1398.3	1214.7	1090.8	1079.7	1006.7	978.0	949.2	962.5
42.5°	1683.8	1690.4	1663.9	1522.2	1325.3	1168.2	1163.8	1059.8	1035.5	1013.4	1044.3
45°	1796.6	1809.9	1787.8	1655.0	1449.2	1285.5	1267.8	1146.1	1130.6	1117.3	1210.3
47.5°	1896.2	1900.6	1898.4	1794.4	1586.4	1418.3	1393.9	1259.0	1278.9	1314.3	1469.1
50°	2020.1	2026.7	1991.3	1933.8	1772.3	1568.7	1546.6	1400.6	1482.4	1597.5	1832.0
52.5°	2203.7	2212.6	2113.0	2077.6	2002.4	1750.1	1717.0	1608.5	1785.5	1958.1	2236.9
55°	2309.9	2296.6	2252.4	2256.8	2214.8	1967.0	1938.2	1863.0	2115.2	2321.0	2694.9
57.5°	2378.5	2371.9	2398.4	2458.2	2458.2	2245.8	2234.7	2201.5	2469.2	2717.0	3057.8
60°	2489.1	2502.4	2564.4	2683.8	2748.0	2610.8	2604.2	2610.8	2867.5	2993.6	3316.6
62.5°	2557.7	2586.5	2743.6	2949.4	3084.3	3099.8	3057.8	3053.3	3177.2	3223.7	3487.0
65°	2436.0	2482.5	2739.2	3073.3	3487.0	3737.0	3706.0	3438.3	3433.9	3431.7	3453.8
67.5°	2115.2	2150.6	2522.3	3017.9	3703.8	4226.0	4208.3	3781.3	3677.3	3449.4	3144.1
70°	1515.6	1564.3	1927.1	2584.3	3564.4	4420.7	4427.3	3962.7	3646.3	3179.5	2520.1
72.5°	938.1	940.3	1174.9	1840.9	3017.9	4135.3	4161.8	3783.5	3281.2	2648.4	1781.1
75°	289.8	314.2	497.8	964.7	2042.2	3363.1	3445.0	3144.1	2626.3	1832.0	975.7
77.5°	143.8	148.2	179.2	354.0	982.4	2177.2	2239.1	2099.7	1659.4	887.2	409.3
80°	81.9	86.3	110.6	157.1	376.1	1081.9	1132.8	1106.3	672.6	320.8	174.8
82.5°	39.8	42.0	55.3	79.7	159.3	323.0	362.9	398.3	256.7	170.4	95.1
85°	11.1	11.1	15.5	26.6	42.0	66.4	66.4	73.0	90.7	86.3	46.5
87.5°	0.0	0.0	0.0	2.2	2.2	2.2	4.4	2.2	4.4	6.6	6.6
90°	0.0	0.0	0.0	0.0	0.0	0.0	0.0	0.0	0.0	0.0	0.0



REPORT NUMBER: P438975
 CATALOG NUMBER: IST-SA1F-830-U-T4W

CANDELA DISTRIBUTION (continued):

	90°	95°	105°	115°	125°	135°	145°	155°	165°	175°	180°
0°	626.2	626.2	626.2	626.2	626.2	626.2	626.2	626.2	626.2	626.2	626.2
2.5°	628.4	628.4	623.9	626.2	626.2	628.4	628.4	630.6	632.8	635.0	635.0
5°	632.8	630.6	628.4	630.6	632.8	637.2	643.9	650.5	654.9	661.6	659.3
7.5°	646.1	639.4	641.6	641.6	650.5	659.3	672.6	681.5	690.3	694.7	694.7
10°	661.6	657.1	654.9	663.8	672.6	690.3	701.4	714.7	721.3	732.4	727.9
12.5°	683.7	672.6	674.8	685.9	703.6	716.9	725.7	736.8	743.4	752.3	750.1
15°	701.4	694.7	697.0	714.7	732.4	741.2	745.6	750.1	752.3	758.9	761.1
17.5°	723.5	721.3	723.5	739.0	750.1	752.3	750.1	745.6	743.4	750.1	747.8
20°	747.8	745.6	747.8	758.9	754.5	745.6	736.8	730.1	723.5	727.9	730.1
22.5°	767.8	770.0	772.2	767.8	750.1	727.9	712.4	701.4	697.0	701.4	705.8
25°	792.1	794.3	796.5	774.4	732.4	697.0	674.8	668.2	670.4	677.0	679.3
27.5°	823.1	829.7	823.1	772.2	708.0	657.1	639.4	637.2	639.4	646.1	652.7
30°	856.3	865.1	843.0	761.1	674.8	617.3	601.8	601.8	608.5	612.9	619.5
32.5°	885.0	902.7	860.7	741.2	628.4	579.7	568.6	564.2	564.2	568.6	570.8
35°	920.4	942.6	871.8	705.8	584.1	548.7	539.9	526.6	515.5	517.7	515.5
37.5°	955.8	989.0	867.3	650.5	535.4	513.3	504.5	484.6	466.9	455.8	460.2
40°	1022.2	1062.0	858.5	579.7	491.2	482.3	466.9	444.7	422.6	402.7	400.5
42.5°	1139.5	1141.7	838.6	515.5	449.2	444.7	431.5	411.5	385.0	358.4	358.4
45°	1296.6	1256.7	812.0	455.8	409.3	413.7	402.7	382.8	351.8	327.5	327.5
47.5°	1533.3	1393.9	761.1	402.7	376.1	385.0	378.3	358.4	325.2	303.1	303.1
50°	1865.2	1617.4	710.2	365.1	351.8	360.6	358.4	334.1	303.1	285.4	285.4
52.5°	2250.2	1909.4	674.8	336.3	323.0	338.5	338.5	316.4	287.6	274.4	272.1
55°	2646.2	2183.8	639.4	312.0	303.1	316.4	323.0	303.1	276.6	265.5	263.3
57.5°	2927.2	2321.0	590.8	292.1	281.0	298.7	307.5	294.3	269.9	258.9	256.7
60°	3068.8	2334.3	495.6	272.1	261.1	283.2	298.7	287.6	269.9	265.5	265.5
62.5°	3102.0	2278.9	396.0	254.4	247.8	274.4	300.9	296.5	283.2	287.6	289.8
65°	2960.4	2095.3	323.0	241.2	239.0	272.1	314.2	312.0	285.4	296.5	298.7
67.5°	2621.9	1776.7	274.4	227.9	225.7	276.6	338.5	312.0	269.9	281.0	276.6
70°	2059.9	1407.2	236.7	214.6	214.6	274.4	351.8	307.5	252.2	256.7	243.4
72.5°	1354.1	922.6	210.2	201.3	194.7	250.0	342.9	298.7	243.4	230.1	214.6
75°	685.9	458.0	188.1	190.3	170.4	212.4	331.9	296.5	241.2	219.0	212.4
77.5°	283.2	214.6	168.2	172.6	143.8	181.4	312.0	274.4	216.8	194.7	188.1
80°	148.2	132.8	141.6	143.8	117.3	143.8	247.8	236.7	194.7	179.2	170.4
82.5°	86.3	84.1	108.4	110.6	81.9	117.3	219.0	205.8	163.7	146.0	141.6
85°	39.8	46.5	73.0	66.4	50.9	77.4	132.8	101.8	73.0	64.2	62.0
87.5°	4.4	6.6	15.5	15.5	11.1	6.6	2.2	0.0	0.0	0.0	0.0
90°	0.0	0.0	0.0	0.0	0.0	0.0	0.0	0.0	0.0	0.0	0.0

Cooper Lighting Solutions Photometric Lab
1121 Highway 74 South
Peachtree City, GA 30269



LM-79-2019: Approved Method: Electrical and Photometric Measurements of Solid-State Lighting Products

Report Prepared for

Cooper Lighting Solutions

MCGRAW EDISON

Report Number: SP1-2408-195-9

Test Date: 08/07/2024

Luminaire Tested: GALN-SB1A-830-U-5WQ

Data in this report applies to families of products including GALN-SB1A-830-U-5WQ.

Test Information

Test Method: LM-79-2019
 Report Number: SP1-2408-195-9
 Test Lab: COOPER LIGHTING SOLUTIONS
 Photometer: SP1 - 76IN SPHERE
 Measurement Geometry: 4π
 Issue Date: 08/07/2024
 Manufacturer: COOPER LIGHTING SOLUTIONS
 Product Line: MCGRAW EDISON
 Catalog Number: **GALN-SB1A-830-U-5WQ**
 Description: GALLEON AREA AND ROADWAY LUMINAIRE. (1) 80 CRI, 3000K, 350MA HIGH DENSITY LIGHTSQUARE WITH 26 LEDS AND TYPE V WIDE OPTICS

Spectral Parameters

CCT (K): 3050
 CIE u': 0.2476
 CIE v': 0.5251
 Duv: 0.0034
 CIE x: 0.4383
 CIE y: 0.4131
 CIE z: 0.1487
 Peak Wavelength (nm): 603
 Dominant Wavelength (nm): 581
 Purity: 55.55201
 Rf: 81.5
 Rg: 99.2

CRI (Ra):	81.0		
R1:	79.6	R9:	7.1
R2:	85.6	R10:	67.0
R3:	92.0	R11:	82.7
R4:	82.6	R12:	63.2
R5:	78.9	R13:	80.3
R6:	81.7	R14:	95.0
R7:	85.2	R15:	71.7
R8:	62.0		



Test Conditions

Stabilization Time: 20M
 Operation Time: 1H 20M
 Sphere Temperature (°C): 24.2

REPORT NUMBER: SP1-2408-195-9

Measurement and Test Equipment			
Instrument	Identification Number	Calibration Date	Calibration Due Date
Photometer	IN0058	6/18/2024	12/18/2024
Power Meter	INXT2011004	2/8/2024	2/8/2025
AC Power Source	IN0063	10/24/2023	10/24/2024
DC Power Source	IN0208	10/24/2023	10/24/2024
Sphere Thermometer	IN0085	10/24/2023	10/24/2024
Room Thermometer	IN0046	10/24/2023	10/24/2024

REPORT NUMBER: SP1-2408-195-9

CIE 1931 Chromaticity Diagram



CIE 1931 Chromaticity Diagram with 2017 ANSI 7-Step and 4-Step Quadrangles



Point lies inside the ANSI 3000K 4-step quadrangle

REPORT NUMBER: SP1-2408-195-9

Photopic Flux vs. Wavelength



Photopic Lumens: NR

λ (nm)	Power W [^] /nm	Lumens (ϕ /nm)	λ (nm)	Power W [^] /nm	Lumens (ϕ /nm)	λ (nm)	Power W [^] /nm	Lumens (ϕ /nm)	λ (nm)	Power W [^] /nm	Lumens (ϕ /nm)	λ (nm)	Power W [^] /nm	Lumens (ϕ /nm)
360	0	NR	490	168	NR	620	940	NR	750	35	NR	880	1	NR
365	0	NR	495	233	NR	625	897	NR	755	30	NR	885	1	NR
370	0	NR	500	300	NR	630	847	NR	760	26	NR	890	1	NR
375	0	NR	505	372	NR	635	790	NR	765	22	NR	895	1	NR
380	0	NR	510	430	NR	640	730	NR	770	19	NR	900	1	NR
385	0	NR	515	483	NR	645	668	NR	775	16	NR	905	1	NR
390	0	NR	520	524	NR	650	605	NR	780	14	NR	910	0	NR
395	2	NR	525	555	NR	655	545	NR	785	12	NR	915	0	NR
400	4	NR	530	581	NR	660	485	NR	790	10	NR	920	0	NR
405	7	NR	535	604	NR	665	430	NR	795	9	NR	925	0	NR
410	17	NR	540	623	NR	670	378	NR	800	8	NR	930	0	NR
415	34	NR	545	645	NR	675	331	NR	805	7	NR	935	0	NR
420	68	NR	550	667	NR	680	290	NR	810	6	NR	940	0	NR
425	128	NR	555	693	NR	685	251	NR	815	5	NR	945	0	NR
430	214	NR	560	719	NR	690	218	NR	820	4	NR	950	0	NR
435	339	NR	565	754	NR	695	188	NR	825	4	NR	955	0	NR
440	507	NR	570	791	NR	700	162	NR	830	3	NR	960	0	NR
445	573	NR	575	830	NR	705	139	NR	835	3	NR	965	0	NR
450	356	NR	580	873	NR	710	119	NR	840	3	NR	970	0	NR
455	217	NR	585	913	NR	715	102	NR	845	2	NR	975	0	NR
460	168	NR	590	948	NR	720	88	NR	850	2	NR	980	0	NR
465	113	NR	595	974	NR	725	76	NR	855	2	NR	985	0	NR
470	85	NR	600	994	NR	730	65	NR	860	1	NR	990	0	NR
475	85	NR	605	998	NR	735	55	NR	865	1	NR	995	0	NR
480	94	NR	610	994	NR	740	47	NR	870	1	NR	1000	0	NR
485	120	NR	615	973	NR	745	41	NR	875	1	NR			

REPORT NUMBER: SP1-2408-195-9

Scotopic Flux vs. Wavelength



Scotopic Lumens: NR

S/P: 1.27

λ (nm)	Power W [^] /nm	Lumens (ϕ /nm)	λ (nm)	Power W [^] /nm	Lumens (ϕ /nm)	λ (nm)	Power W [^] /nm	Lumens (ϕ /nm)	λ (nm)	Power W [^] /nm	Lumens (ϕ /nm)	λ (nm)	Power W [^] /nm	Lumens (ϕ /nm)
360	0	NR	490	168	NR	620	940	NR	750	35	NR	880	1	NR
365	0	NR	495	233	NR	625	897	NR	755	30	NR	885	1	NR
370	0	NR	500	300	NR	630	847	NR	760	26	NR	890	1	NR
375	0	NR	505	372	NR	635	790	NR	765	22	NR	895	1	NR
380	0	NR	510	430	NR	640	730	NR	770	19	NR	900	1	NR
385	0	NR	515	483	NR	645	668	NR	775	16	NR	905	1	NR
390	0	NR	520	524	NR	650	605	NR	780	14	NR	910	0	NR
395	2	NR	525	555	NR	655	545	NR	785	12	NR	915	0	NR
400	4	NR	530	581	NR	660	485	NR	790	10	NR	920	0	NR
405	7	NR	535	604	NR	665	430	NR	795	9	NR	925	0	NR
410	17	NR	540	623	NR	670	378	NR	800	8	NR	930	0	NR
415	34	NR	545	645	NR	675	331	NR	805	7	NR	935	0	NR
420	68	NR	550	667	NR	680	290	NR	810	6	NR	940	0	NR
425	128	NR	555	693	NR	685	251	NR	815	5	NR	945	0	NR
430	214	NR	560	719	NR	690	218	NR	820	4	NR	950	0	NR
435	339	NR	565	754	NR	695	188	NR	825	4	NR	955	0	NR
440	507	NR	570	791	NR	700	162	NR	830	3	NR	960	0	NR
445	573	NR	575	830	NR	705	139	NR	835	3	NR	965	0	NR
450	356	NR	580	873	NR	710	119	NR	840	3	NR	970	0	NR
455	217	NR	585	913	NR	715	102	NR	845	2	NR	975	0	NR
460	168	NR	590	948	NR	720	88	NR	850	2	NR	980	0	NR
465	113	NR	595	974	NR	725	76	NR	855	2	NR	985	0	NR
470	85	NR	600	994	NR	730	65	NR	860	1	NR	990	0	NR
475	85	NR	605	998	NR	735	55	NR	865	1	NR	995	0	NR
480	94	NR	610	994	NR	740	47	NR	870	1	NR	1000	0	NR
485	120	NR	615	973	NR	745	41	NR	875	1	NR			

REPORT NUMBER: SP1-2408-195-9

Melanopic Flux vs. Wavelength



Melanopic Lumens: NR

M/P: 2.32

λ (nm)	Power W [^] /nm	Lumens (φ/nm)	λ (nm)	Power W [^] /nm	Lumens (φ/nm)	λ (nm)	Power W [^] /nm	Lumens (φ/nm)	λ (nm)	Power W [^] /nm	Lumens (φ/nm)	λ (nm)	Power W [^] /nm	Lumens (φ/nm)
360	0	NR	490	168	NR	620	940	NR	750	35	NR	880	1	NR
365	0	NR	495	233	NR	625	897	NR	755	30	NR	885	1	NR
370	0	NR	500	300	NR	630	847	NR	760	26	NR	890	1	NR
375	0	NR	505	372	NR	635	790	NR	765	22	NR	895	1	NR
380	0	NR	510	430	NR	640	730	NR	770	19	NR	900	1	NR
385	0	NR	515	483	NR	645	668	NR	775	16	NR	905	1	NR
390	0	NR	520	524	NR	650	605	NR	780	14	NR	910	0	NR
395	2	NR	525	555	NR	655	545	NR	785	12	NR	915	0	NR
400	4	NR	530	581	NR	660	485	NR	790	10	NR	920	0	NR
405	7	NR	535	604	NR	665	430	NR	795	9	NR	925	0	NR
410	17	NR	540	623	NR	670	378	NR	800	8	NR	930	0	NR
415	34	NR	545	645	NR	675	331	NR	805	7	NR	935	0	NR
420	68	NR	550	667	NR	680	290	NR	810	6	NR	940	0	NR
425	128	NR	555	693	NR	685	251	NR	815	5	NR	945	0	NR
430	214	NR	560	719	NR	690	218	NR	820	4	NR	950	0	NR
435	339	NR	565	754	NR	695	188	NR	825	4	NR	955	0	NR
440	507	NR	570	791	NR	700	162	NR	830	3	NR	960	0	NR
445	573	NR	575	830	NR	705	139	NR	835	3	NR	965	0	NR
450	356	NR	580	873	NR	710	119	NR	840	3	NR	970	0	NR
455	217	NR	585	913	NR	715	102	NR	845	2	NR	975	0	NR
460	168	NR	590	948	NR	720	88	NR	850	2	NR	980	0	NR
465	113	NR	595	974	NR	725	76	NR	855	2	NR	985	0	NR
470	85	NR	600	994	NR	730	65	NR	860	1	NR	990	0	NR
475	85	NR	605	998	NR	735	55	NR	865	1	NR	995	0	NR
480	94	NR	610	994	NR	740	47	NR	870	1	NR	1000	0	NR
485	120	NR	615	973	NR	745	41	NR	875	1	NR			

Summary

$R_f = 81.5$
 $R_g = 99.2$
 $CIE R_a = 81.0$
 $R_9 = 7.1$



Color Vector Graphics



Individual Sample Fidelity Index ($R_{f,i}$)

CES01 = 86	CES26 = 74	CES51 = 89	CES76 = 70
CES02 = 63	CES27 = 88	CES52 = 92	CES77 = 86
CES03 = 31	CES28 = 89	CES53 = 81	CES78 = 72
CES04 = 70	CES29 = 67	CES54 = 87	CES79 = 90
CES05 = 50	CES30 = 68	CES55 = 85	CES80 = 88
CES06 = 51	CES31 = 71	CES56 = 78	CES81 = 78
CES07 = 42	CES32 = 70	CES57 = 76	CES82 = 95
CES08 = 41	CES33 = 71	CES58 = 78	CES83 = 90
CES09 = 29	CES34 = 82	CES59 = 92	CES84 = 94
CES10 = 76	CES35 = 90	CES60 = 95	CES85 = 86
CES11 = 59	CES36 = 93	CES61 = 93	CES86 = 72
CES12 = 65	CES37 = 87	CES62 = 83	CES87 = 85
CES13 = 43	CES38 = 75	CES63 = 77	CES88 = 83
CES14 = 74	CES39 = 94	CES64 = 83	CES89 = 75
CES15 = 71	CES40 = 89	CES65 = 77	CES90 = 81
CES16 = 47	CES41 = 85	CES66 = 80	CES91 = 96
CES17 = 50	CES42 = 86	CES67 = 79	CES92 = 73
CES18 = 56	CES43 = 81	CES68 = 84	CES93 = 84
CES19 = 72	CES44 = 99	CES69 = 91	CES94 = 64
CES20 = 66	CES45 = 87	CES70 = 78	CES95 = 80
CES21 = 87	CES46 = 82	CES71 = 76	CES96 = 84
CES22 = 79	CES47 = 77	CES72 = 92	CES97 = 87
CES23 = 92	CES48 = 71	CES73 = 71	CES98 = 81
CES24 = 91	CES49 = 81	CES74 = 93	CES99 = 74
CES25 = 72	CES50 = 89	CES75 = 74	



Color Rendition by Hue-Angle Bin



Measure Comparisons



(END OF REPORT)